

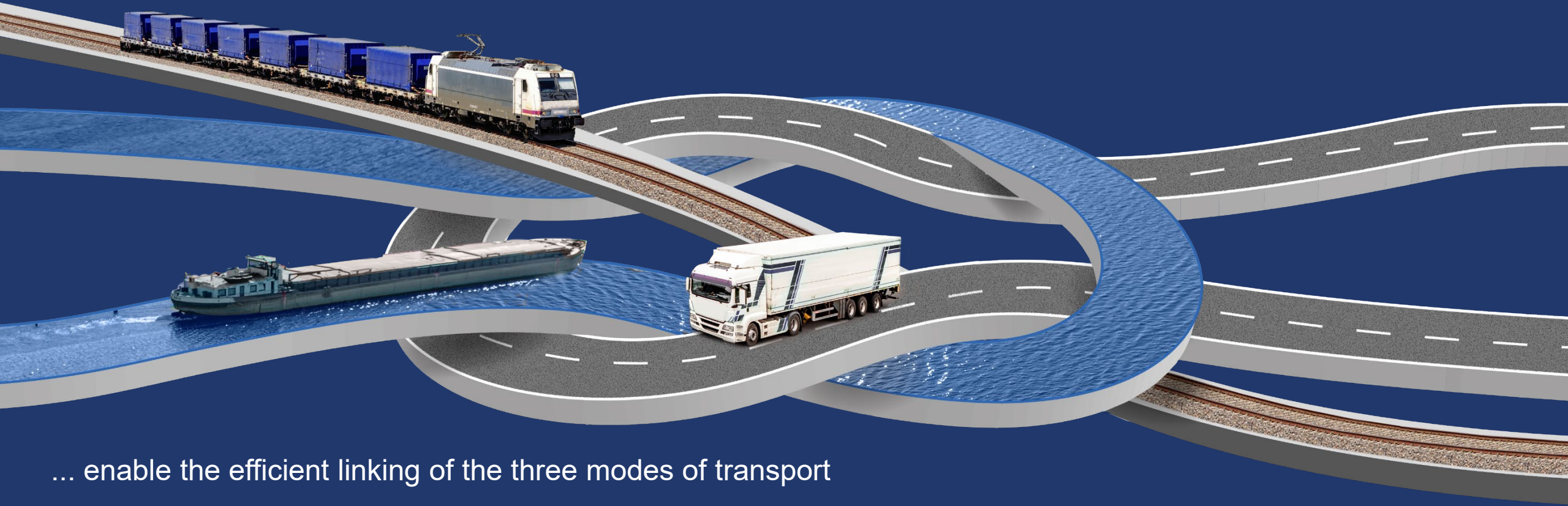


Trimodal inland ports



We create logistic hubs

bayernhafen locations ...



... enable the efficient linking of the three modes of transport

... make an active contribution to shifting long-distance traffic to inland waterways and trains

... ensure functioning logistics chains. So that goods arrive safely.

All bayernhafen locations



800 ha
port land



> 400
companies



16,000 m
quay length



120,000 m
track length

EMPLOYMENT



> 200
employees at
bayernhafen

13,000
at companies operating
from the ports

40,800
effect on
employment



Around € 306 M.
total assets 2024 *
(estimation)

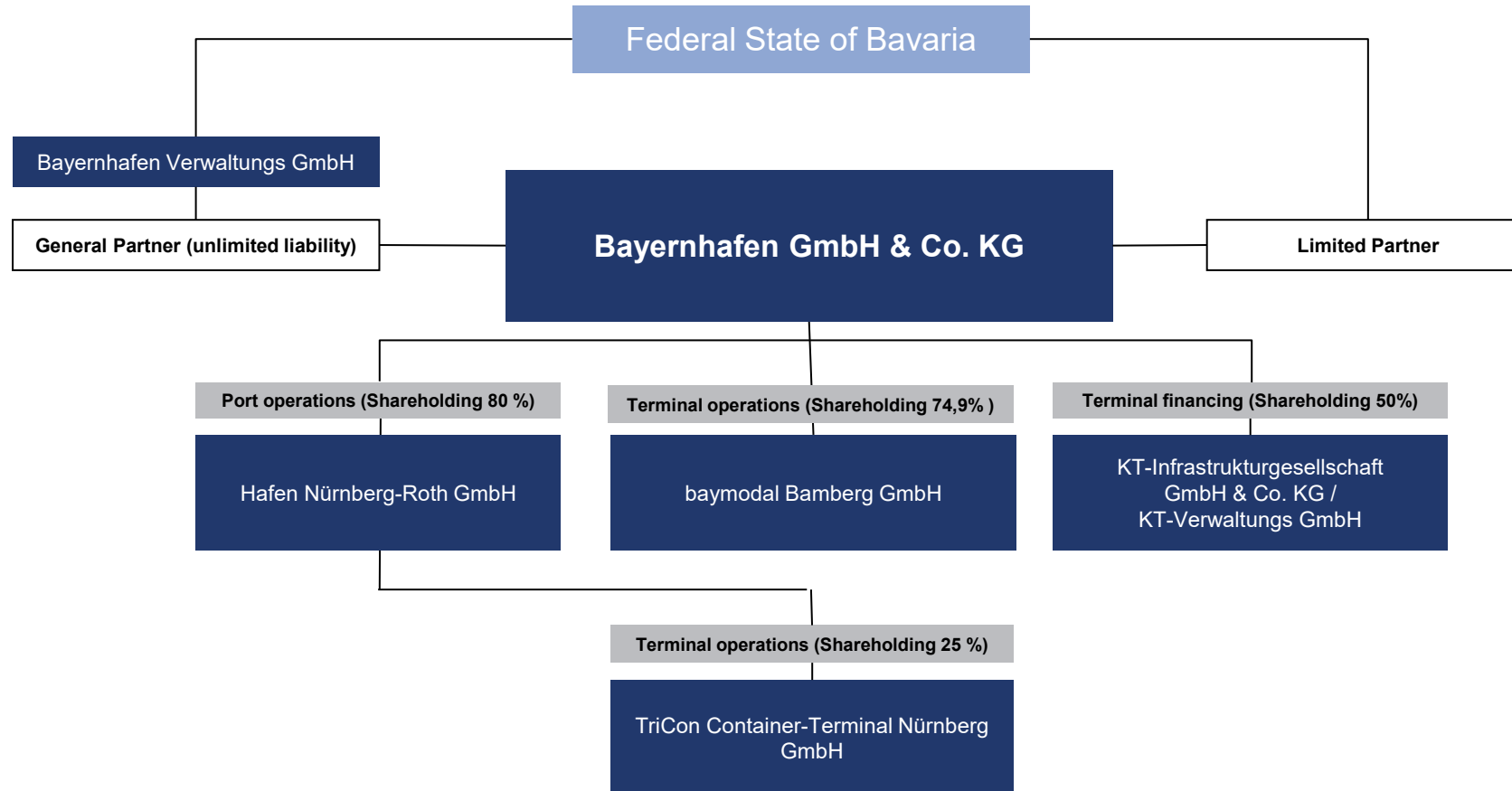


€ 55 M.
revenues 2024 *



Around € 32 M.
in investment initiated 2024 *

* incl. consolidated shareholdings



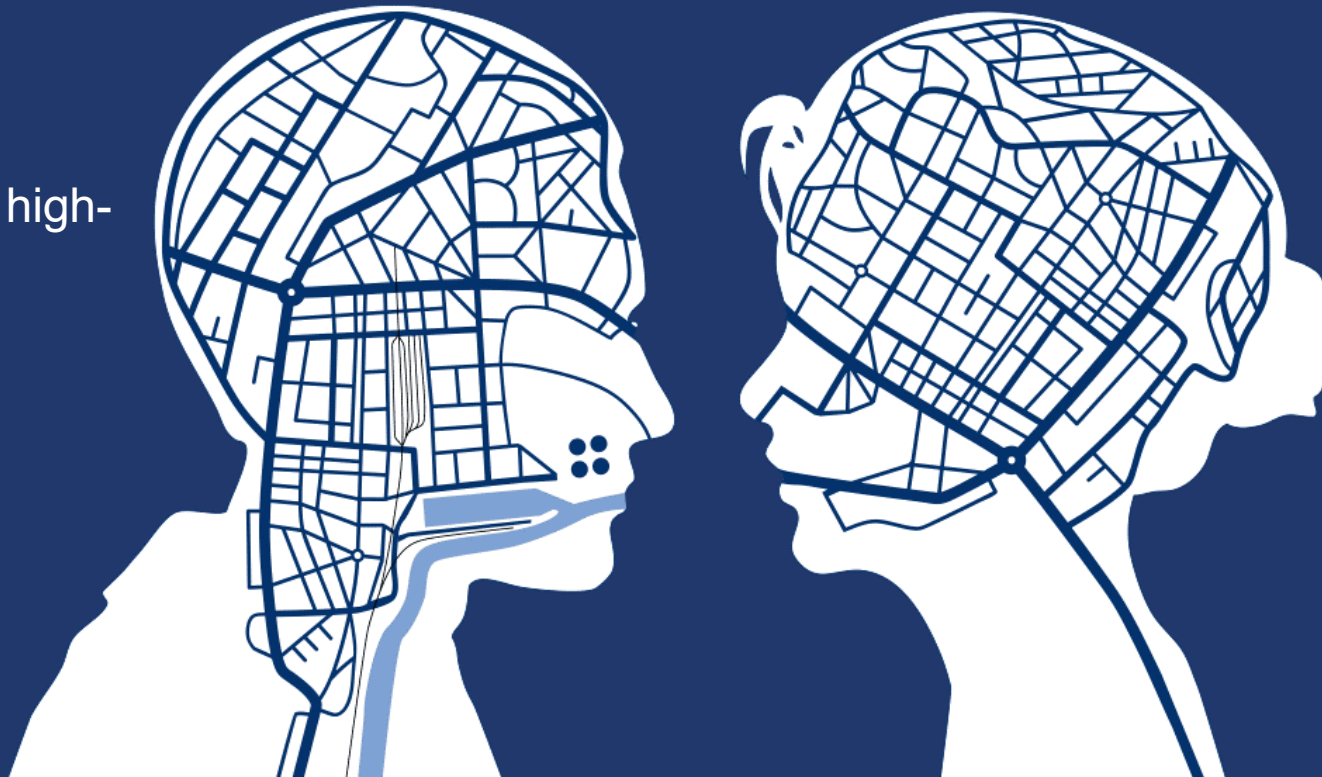
bayernhafen acts as location architect – The tools we use to achieve the modal shift

Investment in
high-performance
suprastructure

Supply of custom-fit commercial sites,
sustainable land management

Investment in high-
performance
infrastructure

Active facilitation in the
development of logistics
solutions, synergies and
networks between the
stakeholders in the logistics
chain






infrastructure



land and real estate



cargo transfer
& logistics



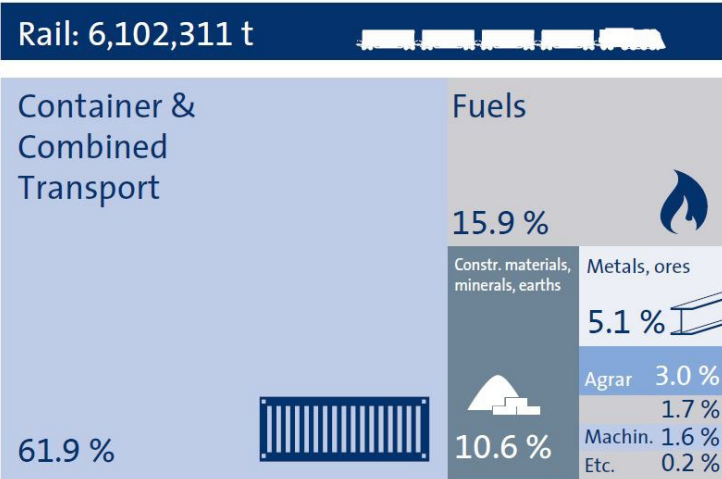
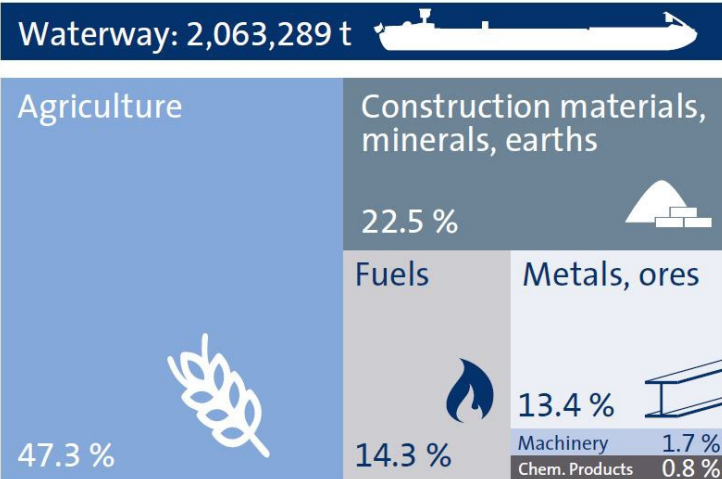


intermodal



cruise services

8.165.600 t by waterway and Rail




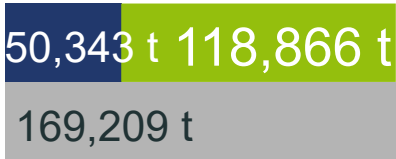

8,165,600 t
via waterway and rail

Estimated greenhouse gas savings 2024



474,744

Truck journeys saved per year



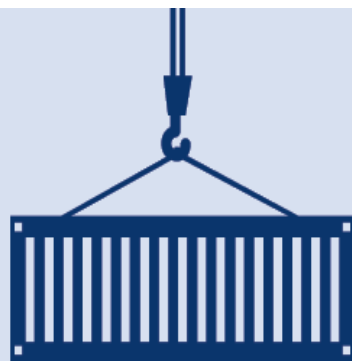
Average emissions of greenhouse gases (CO₂, CH₄, N₂O) of transport carriers in freight traffic: **Truck transportation: 121 g/tkm, Railways: 16 g/tkm, Inland waterways: 36 g/tkm**
(Source: TREMOD 6.51, Umweltbundesamt 2022)



462,114 t

annual savings

Combined transport 2024



Waterway: 1,337 TEU

Rail: 472,693 TEU

Total:

474,030 TEU

TEU = twenty foot equivalent unit



Growth potential for inland waterway & rail



Energy transition



Bulk goods



Combined Transport



Large-volume and heavy-lift

Cruise Ships 2024

Aschaffenburg
131

Bamberg
791

Roth
36

Regensburg
868

Passau
276


Σ 2,102 ships

Compared to:
2019: 2,371 ships
2021: 869 ships
2022: 2,054 ships
2023: 1,910 ships



bayernhafen creates and secures
more than 40,000 jobs.

Regional Impact on employment	Number of jobs
Jobs in port area	13,012
Direct jobs in main sphere of activities	7,422
Employment directly induced by port	20,434
Indirect jobs through preliminary work	11,954
Indirect jobs through investment	1,978
Employment indirectly induced by port	13,932
Employment affected by port	6,498
Total	40,864



Bayernhafen GmbH & Co. KG

Linzer Straße 6
93055 Regensburg

Tel.: 0941 79504-0
Fax: 0941 79504-20

holding@bayernhafen.de
www.bayernhafen.de



**Beste Verbindungen.
Best Connections.**